






Product Sheet

Part Number: CTM 06 L



Family	CLASS insert series
Version	with terminal block, screw terminal connection
Series	CT
Product type	with male contacts
Type	left side mounting
Model	male insert
Reference standard	EN 61984 (2001-11)
Contact type	silver plated
No. of poles	6 poles + 
Voltage (V)	400V
Current (A)	16A (A.C.)
Wire section	0,75mm ² - 2,5mm ²
Awg size	18 - 14
Quality mark	 600V  GOST 
IP degree of protection	degree of protection IP20 without enclosure, IP65, IP66, IP67 (EN 60529) and IP69K (DIN 40050 - 9) with enclosure
Fixing centre distance	size "44.27" only bulkhead mounting housing


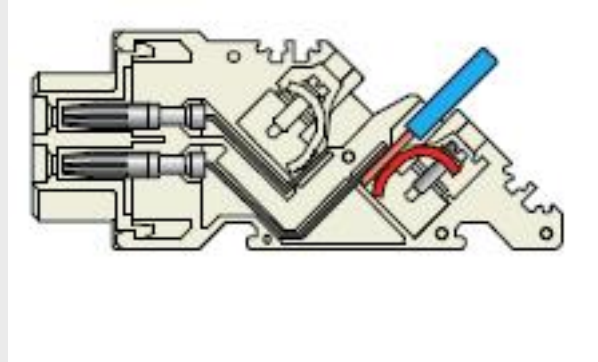
The information and the dimensions contained are not binding and may be changed without prior notice.
The drawing's dimensions are in mm.

Impulse withstand voltage 4kV

Pollution degree 2

Notes

CT ... : for non-prepared conductors



CTF/M 06 L/R inserts

- characteristics according to EN 61984:
16A 400V 4kV 2
- can be mated with CNE, CCE, CCS, CSE, CSH inserts
- inserts may be fitted from front of enclosure
- insulation resistance: > 10 GOhm
- ambient temperature limit: -40 °C ... +125 °C
- are made of self-extinguishing thermoplastic resin UL 94 V0
- mechanical life: > 500 cycles
- contact resistance: < 4 mOhm
- conductors stripping length: 12 mm
- terminal screw torque: 0.4 Nm
- enclosures (only bulkhead mounted housing): size 44.27:
- C-TYPE IP65/IP66
- C7 IP67 stainless steel lever
- V-TYPE IP65/IP66 stainless steel lever
- T-TYPE IP65 insulating
- JEI zinc-plated steel lever
- BIG hoods
- W-TYPE aggressive environments
- EMC

The information and the dimensions contained are not binding and may be changed without prior notice.
The drawing's dimensions are in mm.